

FISHERS OF MEN CRAFT


Have the child color the fish strips, the fishing nets, and the boat. Cut out all 3 pieces. Tape or glue the nets at the bottom of the fish strips. Have an adult cut the slit on the boat. Finally, have the child pull the fish through the boat one at a time and “catch” the 12 fish or disciples. Discuss the 12 disciples’ names. A color version is also provided for your convenience.

Supplies Needed:
Markers/Crayons
Scissors
Tape/Glue

Other Crafts You May Enjoy
[NT Bible Story Crafts Bundle](#)
[Bible Story Crafts Mega Bundle](#)

FONT/CLIP ART CREDIT

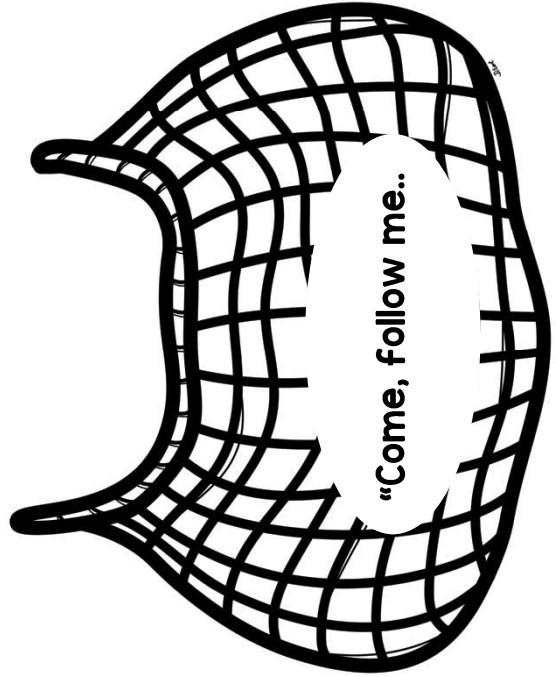


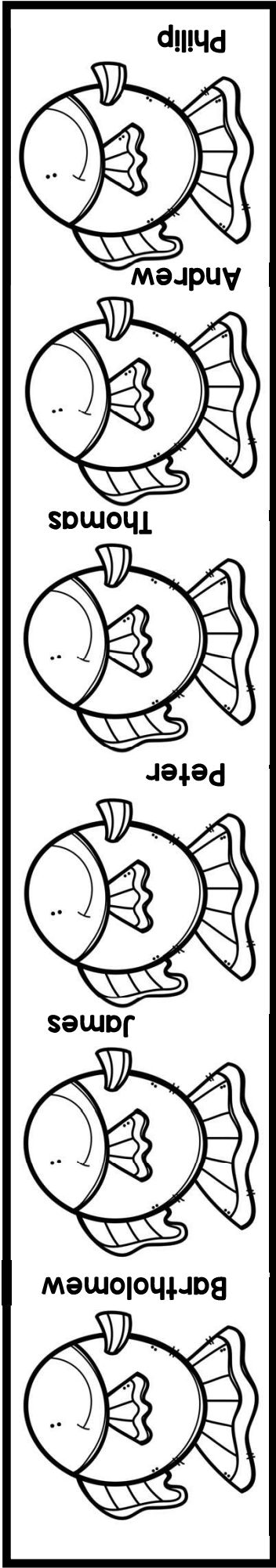





Fishers of Men

Matthew 4:18-22









Fishers of Men

Matthew 4:18-22


2020




Bartholomew




James




Peter




Thomas




Andrew




Phillip




John




Matthew




Judas -> Matthias



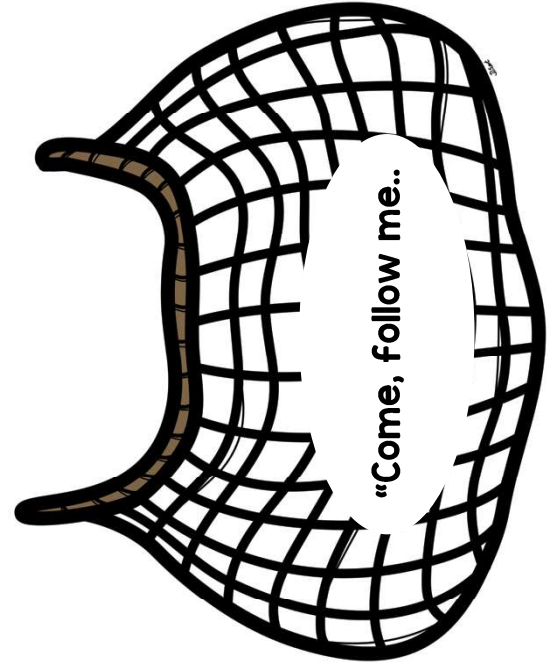
Simon




James



Judas Thaddus



“Come, follow me..”



..and I will send you
out to fish for people.”
Matthew 4:19